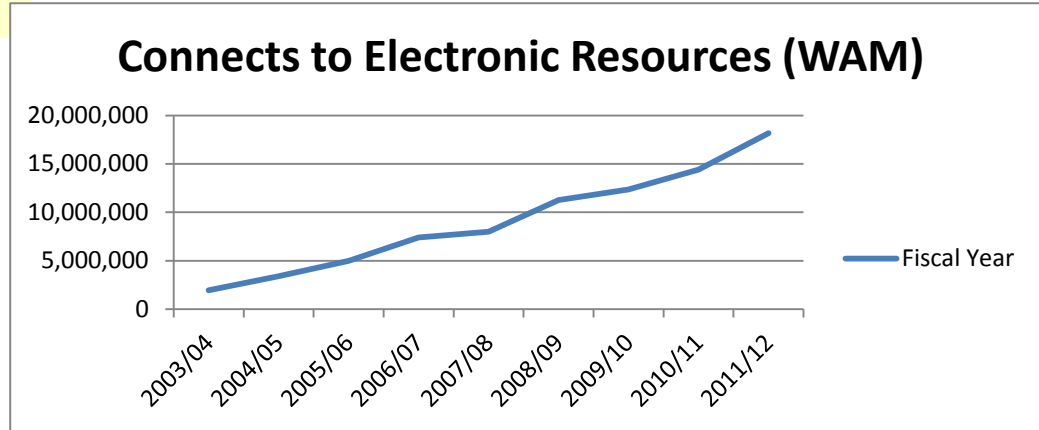


Appendix A: Statistics for Unit Growth

Digitization and E-Resources Unit - Annual statistics and usage

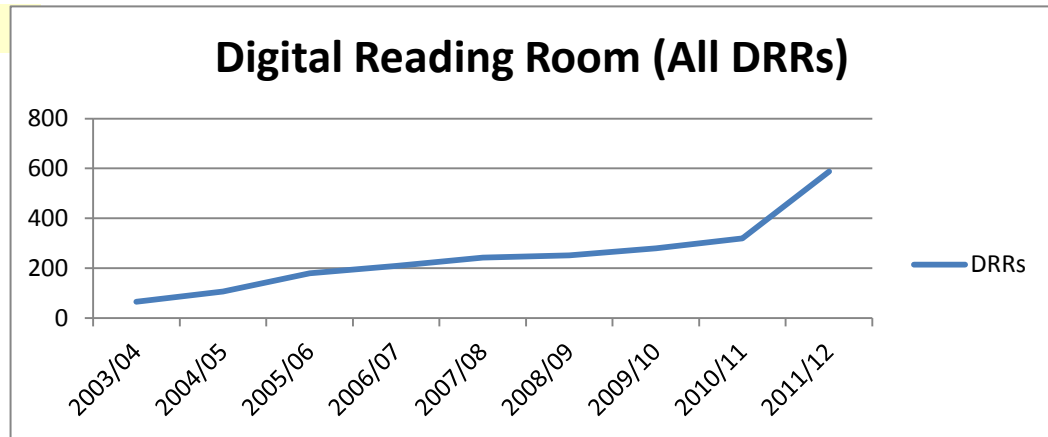
Connections to Electronic Resources (Proxy server-WAM)

Year	Fiscal Year
2003/04	1,948,872
2004/05	3,412,080
2005/06	4,975,090
2006/07	7,391,191
2007/08	8,004,780
2008/09	11,256,603
2009/10	12,354,017
2010/11	14,392,962
2011/12	18,157,605



Digital Reading Room (All DRRs)

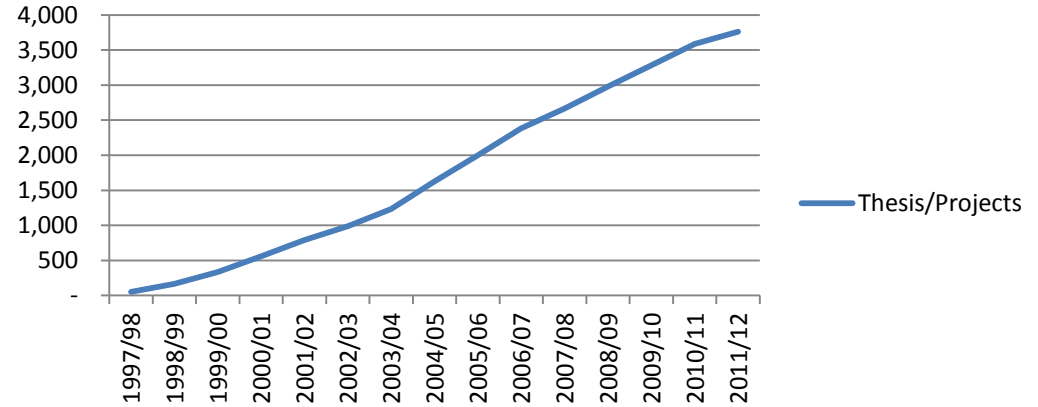
Year	DRRs
2003/04	65
2004/05	107
2005/06	180
2006/07	209
2007/08	242
2008/09	251
2009/10	280
2010/11	320
2011/12	588



Digital Thesis Project Room (Items)

Year	Thesis/Projects
1997/98	53
1998/99	167
1999/00	335
2000/01	557
2001/02	790
2002/03	986
2003/04	1,231
2004/05	1,625
2005/06	2,000
2006/07	2,385
2007/08	2,665
2008/09	2,981
2009/10	3,281
2010/11	3,587
2011/12	3,761

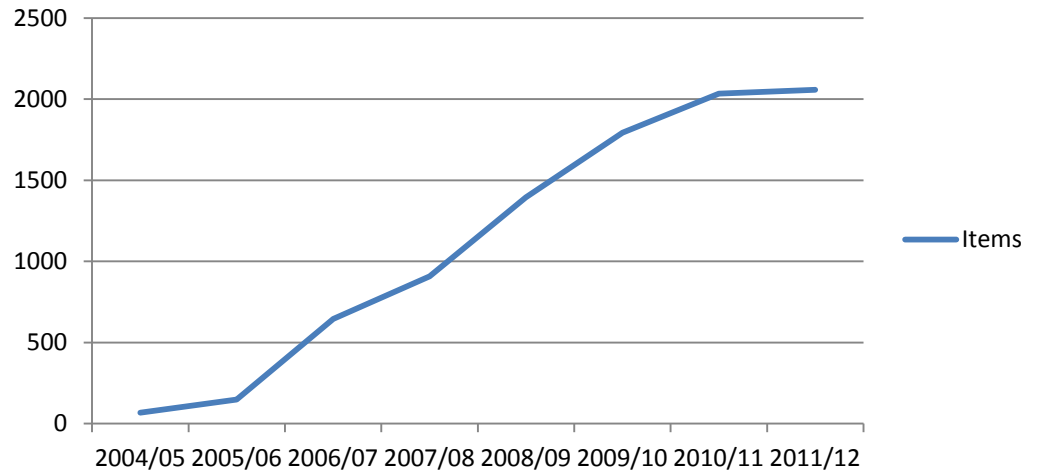
Digital Thesis Projects Room (All Thesis & Projects)



AUSPACE (All Items)

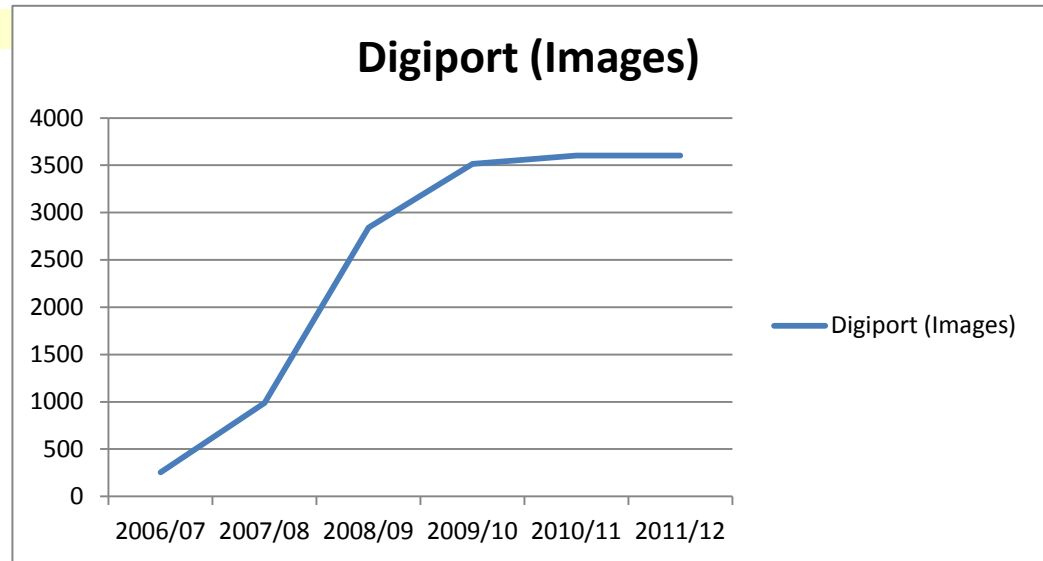
Year	Items
2004/05	67
2005/06	149
2006/07	646
2007/08	908
2008/09	1394
2009/10	1793
2010/11	2033
2011/12	2058

AUSPACE (All Items)



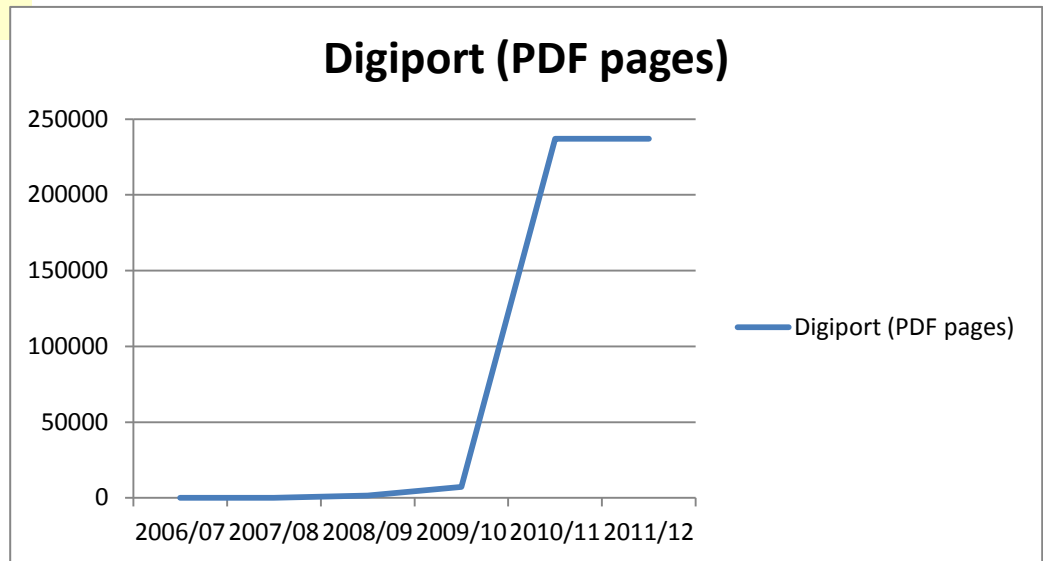
Digiport (Images)

Year	Items
2006/07	253
2007/08	990
2008/09	2841
2009/10	3515
2010/11	3603
2011/12	3603



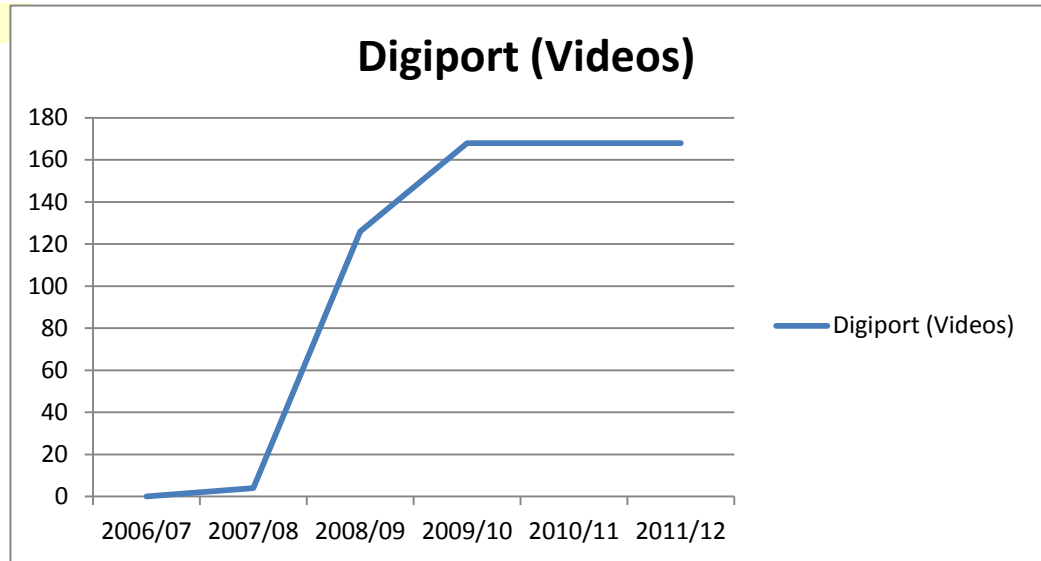
Digiport (PDF pages)

Year	Items
2006/07	0
2007/08	0
2008/09	1573
2009/10	7145
2010/11	236979
2011/12	236979



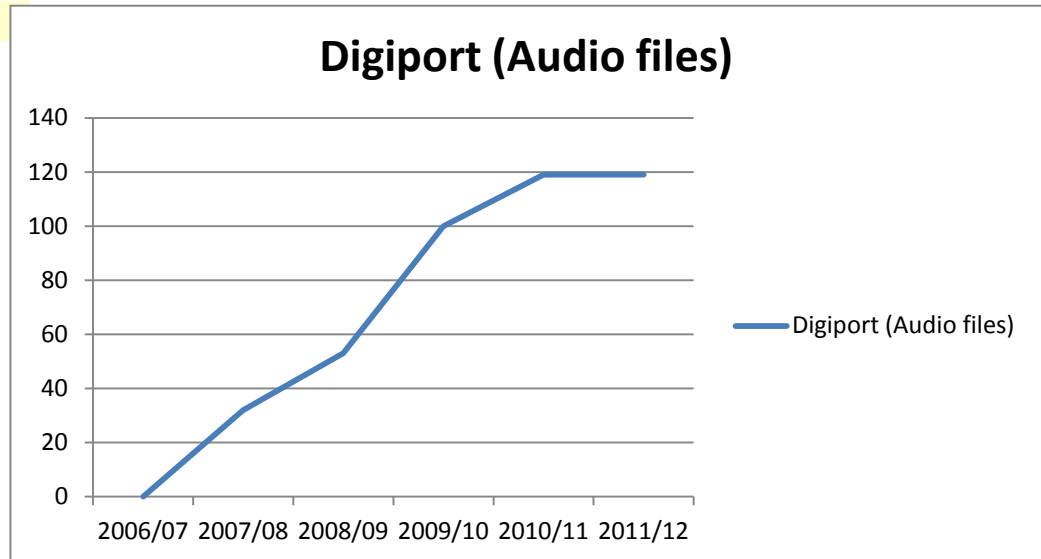
Digiport (Videos)

Year	Items
2006/07	0
2007/08	4
2008/09	126
2009/10	168
2010/11	168
2011/12	168



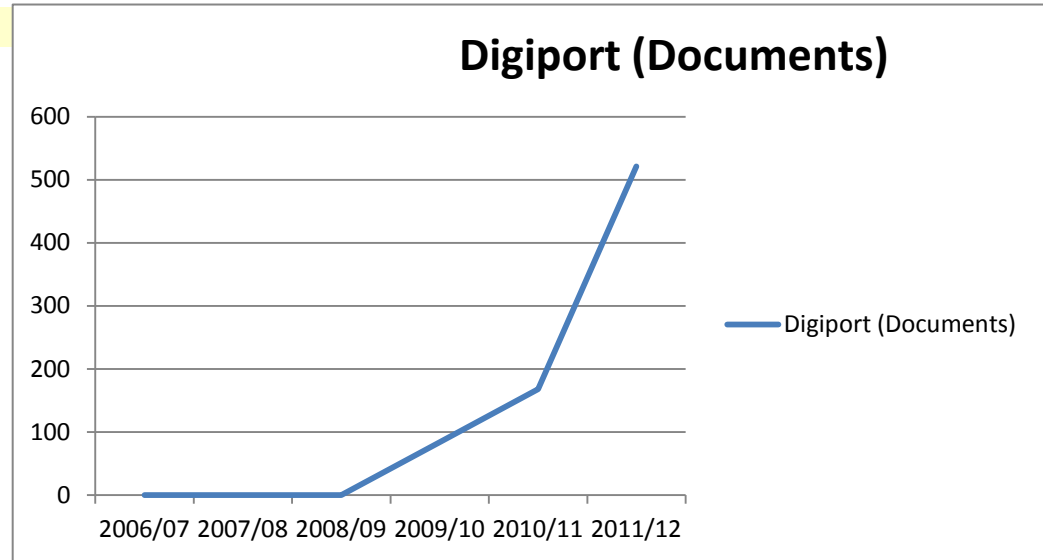
Digiport (Audio files)

Year	Items
2006/07	0
2007/08	32
2008/09	53
2009/10	100
2010/11	119
2011/12	119



Digiport (Documents)

Year	Items
2006/07	0
2007/08	0
2008/09	0
2009/10	84
2010/11	168
2011/12	521



Digiport (Records)

Year	Items
2006/07	0
2007/08	1160
2008/09	1188
2009/10	1188
2010/11	1188
2011/12	21618

